



Impact Report

2018-2019

The North
American Network

EVERFI

Digital Education Overview

Since EVERFI's founding in 2008, its digital resources have supported over 60,000 teachers across North America. This supplemental instruction helps students connect learning to the real world. Through public and private partnerships, EVERFI's resources are available at no charge to schools or districts.

A North American Network

19 Digital Resources

In Financial Education, Career Readiness, Cultural Literacy, Health & Wellness, and Social & Emotional Learning

3.5 Million Students

In Elementary, Middle, and High School

21,000 Schools

Across the United States and Canada

The EVERFI team is excited to share our 2018-19 Impact Report, which includes usage and knowledge gains from EVERFI courses this year. A few examples of the insights, best practices, and proven strategies that inform our work are also included.

Our digital content covering social emotional learning, health and wellness, personal finance, bullying prevention, and career exploration is expanding and, as always, is available to districts at no cost thanks to the support of our sponsoring partners.

We invite you and your team to review the report and contact us to discuss how we can further support your students and teachers.

Thank you for your leadership, and we are grateful to be a small part of the important work you do everyday.

Best,



Tom Parisi

Executive Vice President,
EVERFI



EVERFI in The North American Network

EVERFI provides teachers with more than 19 high-quality digital resources focused on critical skills. These resources are available at no cost to your districts, thanks to local and national partnerships. This impact report provides usage for the 2018-2019 school year in The North American Network.



19

of 19 Resources used so far this year



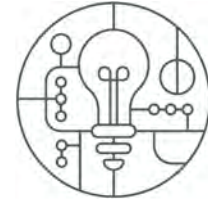
21,744

Elementary, Middle, and High Schools



41,149

Teachers using an EVERFI resource



2,739,270

Students learning critical skills

Of the 19 resources currently utilized in The North American Network, the most widely used resources are **EVERFI: High School Financial Literacy** and **Ignition: Digital Literacy and Responsibility**.

Resources Available

Social & Emotional Learning <ul style="list-style-type: none"> • Compassion and Empathy • Character Education • Bullying Prevention and Resiliency 	Financial Education <ul style="list-style-type: none"> • Foundational Money Skills • Entrepreneurship • Investing Basics • Financing Higher Education
Career Readiness <ul style="list-style-type: none"> • Digital Wellness • Soft Skills Development • Post Secondary Options 	Health & Wellness <ul style="list-style-type: none"> • Nutrition and Physical Health • Alcohol and Drug Prevention • Mental Wellness
Cultural Literacy <ul style="list-style-type: none"> • African American History 	

2018-2019 School Year Adoption in The North American Network

		Schools	Teachers	Students
Financial Education	EVERFI: High School Financial Literacy (Grades 9-12)	8,029	13,187	728,001
	Marketplaces: Investing Basics (Grades 9-12)	918	1,038	34,805
	Venture: Entrepreneurial Expedition (Grades 7-10)	4,254	5,177	216,008
	FutureSmart: Middle School Financial Literacy (Grades 6-8)	4,320	5,880	349,821
	Vault: Understanding Money (Grades 4-6)	5,310	7,539	331,576
Social & Emotional Learning	Mental Wellness Basics (Grades 8-10)	1,191	1,418	64,435
	Honor Code: Beyond Bullying (Grades 8-10)	967	1,202	51,366
	Character Playbook: Character Education (Grades 7-9)	2,898	3,967	219,077
	Ignition: Digital Literacy and Responsibility (Grades 6-9)	4,913	6,742	511,439
	The Compassion Project: Empathy and Compassion (Grades 2-4)	1,309	1,759	60,057

2018-2019 School Year Adoption in The North American Network

		Schools	Teachers	Students
Career Readiness	Keys To Your Future: College and Career Readiness (Grades 9-12)	483	526	17,267
	Endeavor: STEM Career Exploration (Grades 6-9)	3,382	4,087	220,237
	Hockey Scholar Math: STEM in Sports (Grades 4-7)	4,762	6,647	211,497
	Hockey Scholar Science: STEM in Sports (Grades 4-7)	5,511	7,683	243,607
	Summer Slugger (Grades 4-5)	1,138	1,606	45,996
Cultural Literacy	306: African American History (Grades 9-12)	849	1,080	52,147
Health & Wellness	AlcoholEdu for High School (Grades 9-12)	1,311	1,789	106,587
	Prescription Drug Safety (Grades 9-12)	2,137	2,792	147,988
	Healthier Me: Nutrition & Wellness (Grades 1-4 & 6-8)	2,103	2,800	107,273

Insights From The North American Network

7,056 school districts used EVERFI's learning resources this school year including **the nation's 100 largest districts.**



“What I liked best about this course is that it taught me all the things that I am going to need to know when I graduate from high school and become an adult. My parents always say that they wished they had had something like this to help prepare them for adult life.”

Student, Woodlawn High School

Woodlawn, AR

“From what I hear from my own kids and teachers, the modules enhance and supplement the classroom curriculum. The modules provide another instructional delivery method that students have grown up with- they enjoy the technology learning approach....I sing the praises of EVERFI to everyone. It is truly one of the best educational resources we have.”

Teacher

Prince William County Public Schools

“I like being able to supplement the material covered in class and have it touch on subjects I don't have time to cover. For example, Financial literacy helps cover material I am unable to cover in a 10 week course, and ensures student get a well rounded version of financial literacy. It is a fun way to get students involved in learning!”

Teacher

Carlsbad High School, Carlsbad Unified

EVERFI: High School Financial Literacy

RECOMMENDED GRADE LEVEL: 9-12

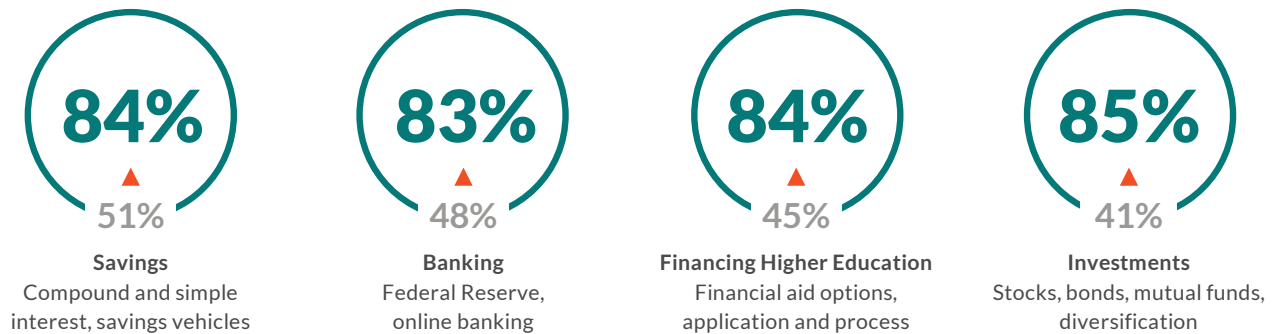
PLACEMENT: Economics, CTE, Business, Personal Finance **TIME:** 6-8 Hours

Usage	2017-2018	2018-2019
Schools	7,734	8,029
Teachers	12,534	13,187
Students	714,191	728,001

What Your Students Learned

■ Average Pre-Assessment Scores

■ Average Post-Assessment Scores



Student Perspectives – Encouraging Healthy Financial Behaviors

Research shows that feelings of self-efficacy – confidence in one’s ability – are an important outcome of financial education, contributing to financial capability into adulthood. After taking EVERFI: High School Financial Literacy, students are more confident and better prepared to make financial decisions.

After taking EVERFI, % of students who say they are likely to...	Your Average	National Average
Make a real effort to save more money.	73%	73%
Open a savings or checking account.	71%	71%
Talk to my parents or guardians about my financial decisions.	67%	67%
Plan and follow a budget to manage my spending.	64%	64%

Marketplaces: Investing Basics

RECOMMENDED GRADE LEVEL: 9-12

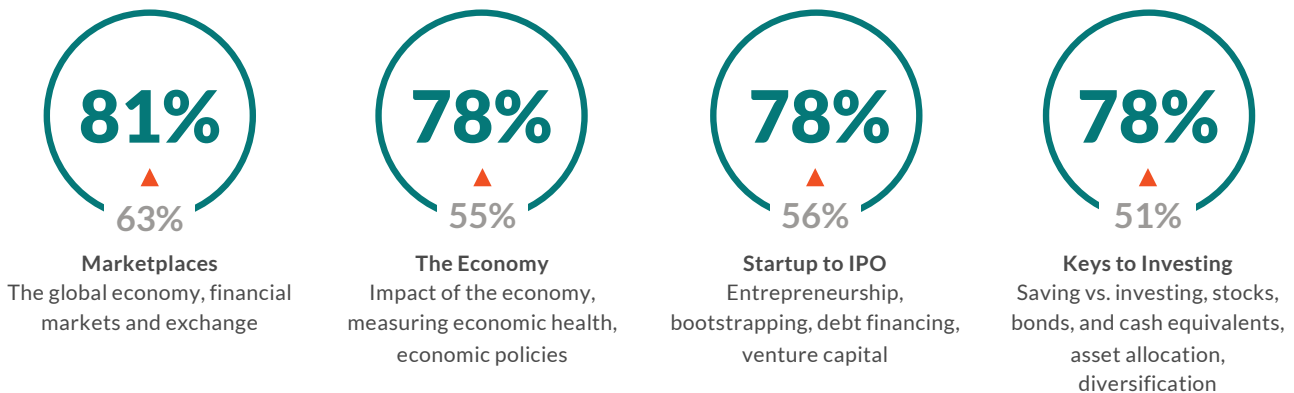
PLACEMENT: Economics, CTE, Business, Personal Finance **TIME:** 1.5 Hours

Usage	2018-2019
Schools	918
Teachers	1,038
Students	34,805

What Your Students Learned

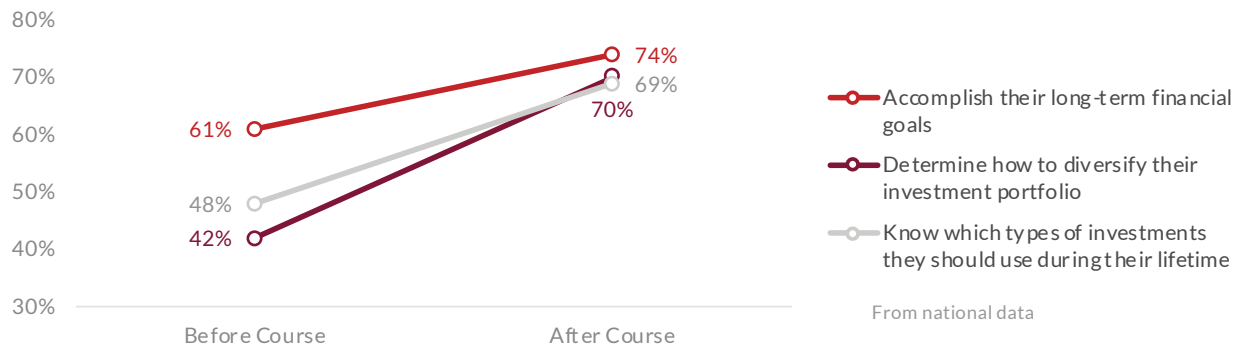
■ Average Pre-Assessment Scores

■ Average Post-Assessment Scores



Student Perspectives – Preparing Students for their Economic Futures

Marketplaces prepares students for their economic futures by showing how markets work and how to participate in markets in ways that increase financial stability. Through an engaging, gamified learning experience, students blend economic concepts with investing topics to learn how the government, corporations, and individuals come together to participate in the financial marketplace. After taking Marketplaces, students feel more prepared to accomplish their financial goals.



Venture: Entrepreneurial Expedition

RECOMMENDED GRADE LEVEL: 7-10

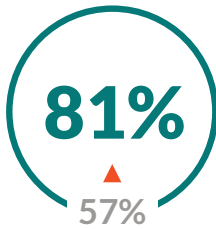
PLACEMENT: CTE, Entrepreneurship, Business **TIME:** 1.5-2 Hours

Usage	2017-2018	2018-2019
Schools	3,574	4,254
Teachers	4,230	5,177
Students	182,818	216,008

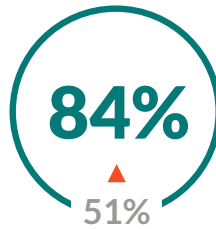
What Your Students Learned

■ Average Pre-Assessment Scores

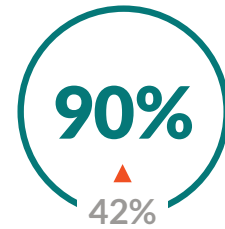
■ Average Post-Assessment Scores



Building Your Budget
Financial decision making, income taxes, variable and fixed expenses

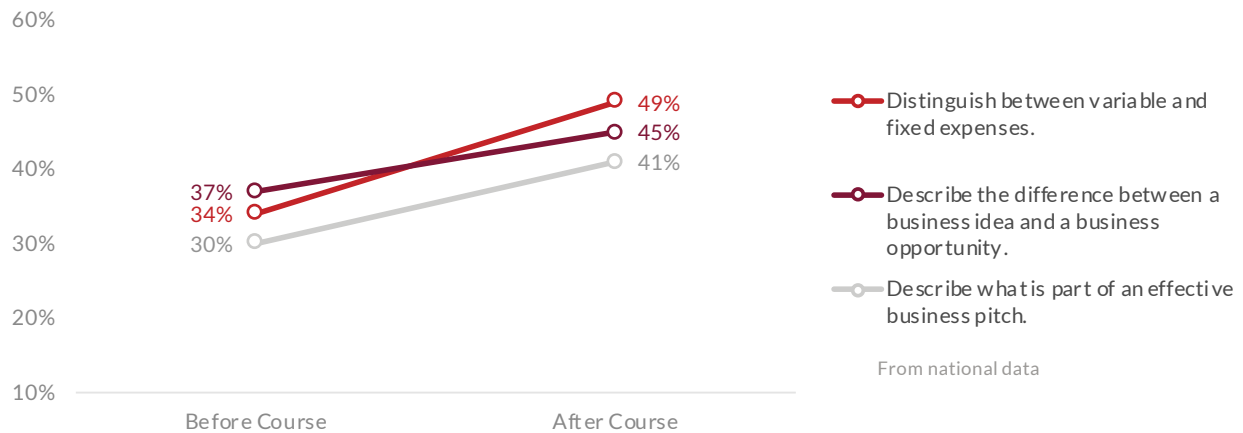


The Entrepreneur in You
Entrepreneur vs. employees, risk calculation, diagnosing personal entrepreneurial qualities



Planning and Building a Business
Market research, sales forecasting, "SWOT Analysis," value proposition

Student Perspectives – Preparing Students for an Entrepreneurial Future



FutureSmart: Middle School Financial Literacy

RECOMMENDED GRADE LEVEL: 6-8

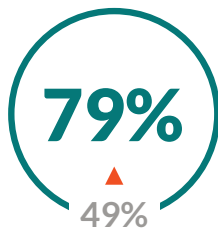
PLACEMENT: Social Studies, Math, Business, Economics, Personal Finance **TIME:** 3-3.5 Hours

Usage	2017-2018	2018-2019
Schools	3,551	4,320
Teachers	4,567	5,880
Students	270,881	349,821

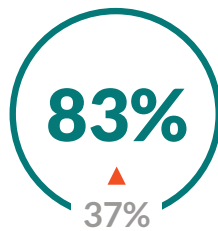
What Your Students Learned

■ Average Pre-Assessment Scores

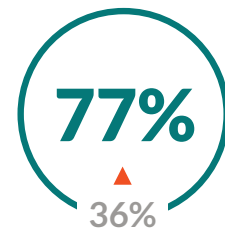
■ Average Post-Assessment Scores



Smart Shopping
Unit prices, opportunity cost



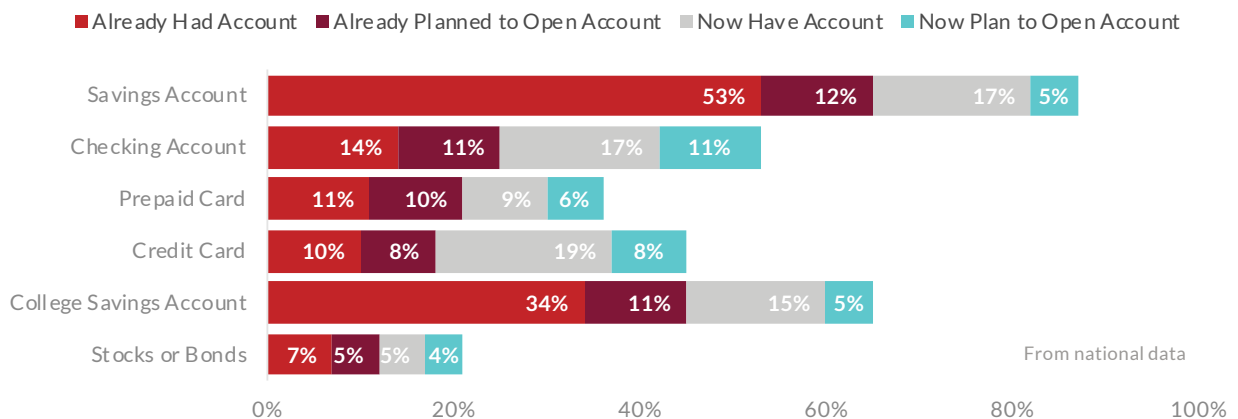
Growing a Business
Profit & loss, budgets, inflation/deflation



Your Financial Future
Types of insurance, investment portfolio, compound interest

Student Perspectives – A Profile of Student Finances

After taking FutureSmart, more students report that they are or plan to soon use financial products. While some portion of these students may have opened accounts without the course, the findings are an indication that FutureSmart is positively impacting students’ confidence and intention to engage with the financial system.



Vault: Understanding Money

RECOMMENDED GRADE LEVEL: 4-6

PLACEMENT: Math, Social Studies, Technology **TIME:** 2-3 Hours

Usage	2017-2018	2018-2019
Schools	4,575	5,310
Teachers	6,300	7,539
Students	295,492	331,576

What Your Students Learned

■ Average Pre-Assessment Scores

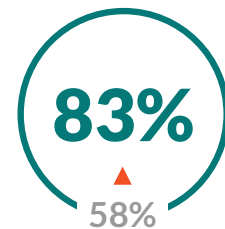
■ Average Post-Assessment Scores



Responsible Money Choices
Making decisions, short and long-term goal setting



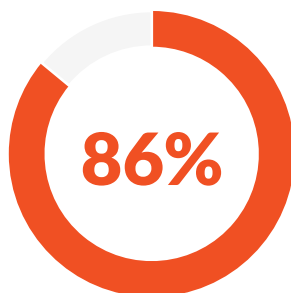
Income and Careers
Career options, wages and salaries, taxes



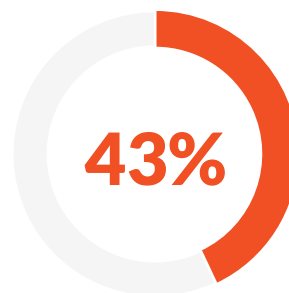
Savings and Investing
Saving and investing vehicles, role of budgeting

Parent Perspectives – Why Financial Literacy is Important for Elementary School Students

Students make great strides in economic understanding between the ages of 6 and 12. By the time students reach age 12, their understanding of financial concepts is “essentially adult.” The primary source for financial education for students this young is their parents. However, we see that while many parents talk to their kids about financial education, few feel prepared to teach their children about basic finance. School-based courses can fill the gap in reliable financial education at a critical time for students.



Of parents talk to their children about money.



Report feeling “well prepared” to teach their children about basic personal finance.

From an EVERFI survey of 500 parents conducted March 8th-14th, 2016.

Mental Wellness Basics

RECOMMENDED GRADE LEVEL: 8-10

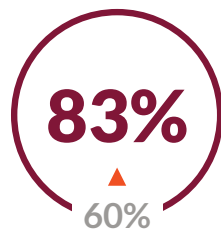
PLACEMENT: Health, Physical Education, Counseling, Social Studies **TIME:** 2-3 Hours

Usage	2018-2019
Schools	1,191
Teachers	1,418
Students	64,435

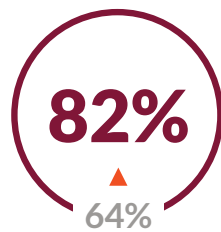
What Your Students Learned

■ Average Pre-Assessment Scores

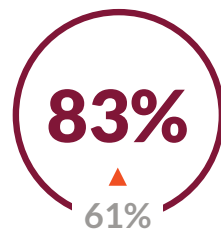
■ Average Post-Assessment Scores



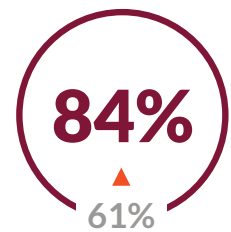
Intro to Mental Health
Defining mental health, understanding stress, factors that threaten mental health



Understanding Mental Health
Warning signs, symptoms and treatments of common mental health disorders



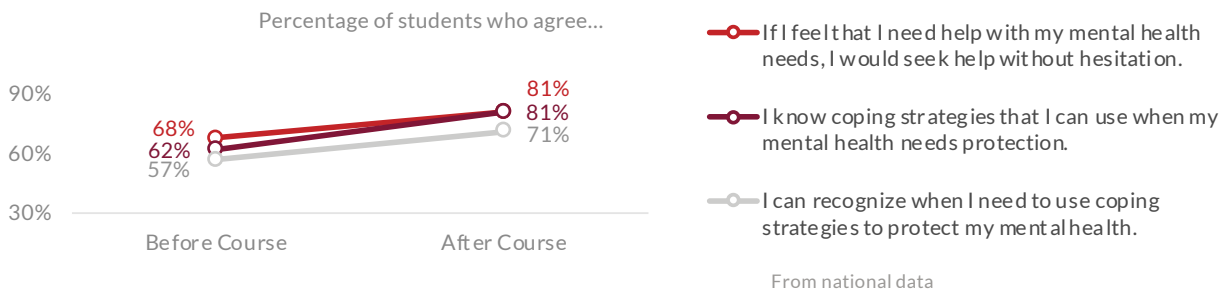
Healthy Coping Skills
Understanding negative 'self-talk', identifying and deploying coping strategies



Seeking Help
Combating stigma, consequences for not seeking help, treatment options

Student Perspectives – Empowering Students to Manage Their Mental Health

Research shows that equipping students with knowledge and tools such as cognitive-behavioral skills not only improves their ability to deal with stressful situations but it also lays the groundwork for preventing significant mental health issues in the future. Through Mental Wellness Basics, students improve their knowledge of coping strategies, their ability to recognize when they need to deploy coping strategies, and their ability to seek help when they need to protect their mental health.



Honor Code: Beyond Bullying

RECOMMENDED GRADE LEVEL: 8-10


PLACEMENT: Health, Physical Education, Counseling, Social Studies **TIME:** 2-3 Hours

Usage	2018-2019
Schools	967
Teachers	1,202
Students	51,366

What Your Students Learned

■ Average Pre-Assessment Scores

■ Average Post-Assessment Scores



Student Perspectives – Engaging Students to Prevent Bullying

Honor Code takes a practical approach to bullying prevention by empowering students to create change, whether they’re engaging in bullying, on the receiving end of it, or witnessing it in their school.

Among all students, after taking Honor Code:

- More students feel it is their responsibility to prevent bullying at their school **(+6 percentage points)**.
- More students are likely to ask a trusted adult for help dealing with bullying **(+7 percentage points)**.

Among students who have recently participated in bullying, after taking Honor Code:

- More students feel it is their responsibility to prevent bullying at their school **(+12 percentage points)**.
- More students are likely to ask a trusted adult for help dealing with bullying **(+13 percentage points)**.

From national data

Character Playbook: Character Education

RECOMMENDED GRADE LEVEL: 7-9

PLACEMENT: Health, Physical Education, Counseling, Social Studies **TIME:** 2-3 Hours

Usage	2017-2018	2018-2019
Schools	2,191	2,898
Teachers	3,265	3,967
Students	188,109	219,077

What Your students learned

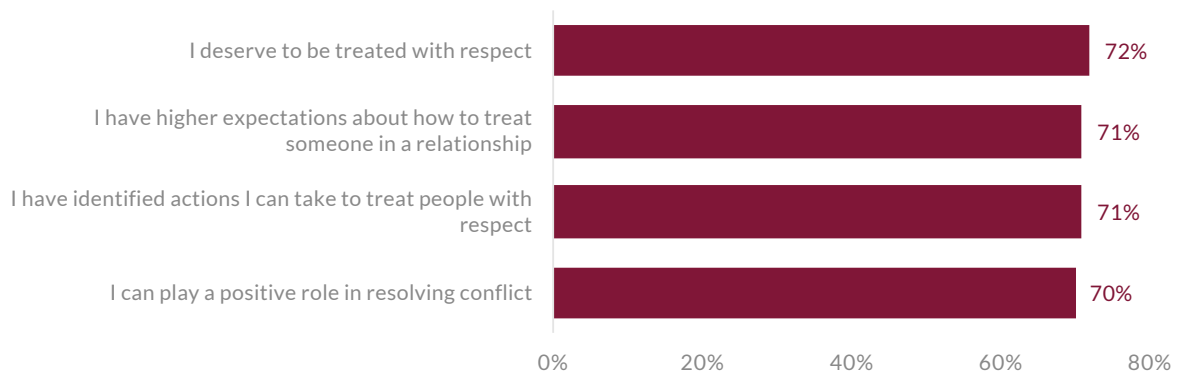
■ Average Pre-Assessment Scores

■ Average Post-Assessment Scores



Student Perspectives – Increased Expectations as a Result of Character Playbook

After taking Character Playbook, percent of students who agree...



From national data

Ignition: Digital Literacy and Responsibility

RECOMMENDED GRADE LEVEL: 6-9

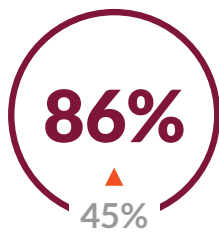
PLACEMENT: Computer Technology, Keyboarding **TIME:** 3.5-4 Hours

Usage	2017-2018	2018-2019
Schools	4,865	4,913
Teachers	6,627	6,742
Students	504,082	511,439

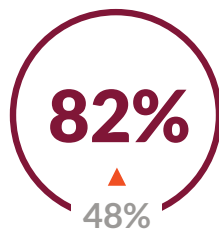
What Your Students Learned

■ Average Pre-Assessment Scores

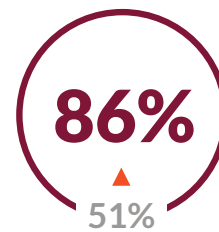
■ Average Post-Assessment Scores



Wireless Communications
Smartphones, texting while driving



Creating Multimedia Products
Social mediums, piracy,
copyright infringement



Digital Relationships and Respect
Cyberbullying, digital footprint

Student Perspectives – Preparing Students to Use the Internet Responsibly

Percentage of students who feel prepared to...	Your Average	National Average
Pick a credible website to use for a research project.	66%	66%
Set up privacy settings on a social network.	64%	64%
Determine whether an online resource is credible.	62%	62%

The Compassion Project: Compassion & Empathy

RECOMMENDED GRADE LEVEL: 2-4

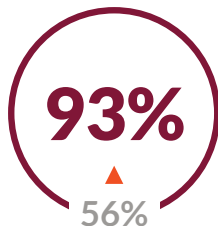
PLACEMENT: Health, Physical Education, Counseling, Elementary **TIME:** 2-3 Hours

Usage	2018-2019
Schools	1,309
Teachers	1,759
Students	60,057

What Your Students Learned

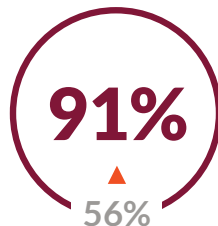
■ Average Pre-Assessment Scores

■ Average Post-Assessment Scores



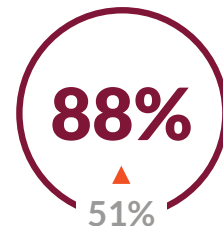
Compassion

Definition of compassion, identifying situations that may require compassion, positive outcomes of compassion



Empathy

Define empathy, discover steps to develop empathy, identify how empathy leads to compassion



Mindfulness

Definition of mindfulness, identifying situations that may require mindfulness, positive outcomes of mindfulness

The Compassion Project – thecompassionproject.com



Engaging Videos

Short videos can be streamed daily, weekly, or as needed to introduce students to key concepts and themes.



Lesson Plans

Classroom-ready lessons provide educators with standards-aligned guides to integrate effortlessly into instruction.



Digital Lessons

Self-paced or whole-classroom digital activities help educators extend concepts like empathy, emotional awareness, and mindfulness.

Keys To Your Future: College and Career Readiness

RECOMMENDED GRADE LEVEL: 9-12

PLACEMENT: CTE, Advisory, Freshman Seminar **TIME:** 1.5-2 Hours

Usage	2018-2019
Schools	483
Teachers	526
Students	17,267



At-a-Glance

Keys To Your Future empowers high school students to make informed, goal-oriented decisions about their future. Through soft-skill development, financial guidance, and building transferable skills, *Keys To Your Future* prepares students for a variety of post-secondary options and the workforce, offering them various pathways to reach their goals regardless of their cultural or economic background.



Course Topics

- Academic preparation for higher education
- Exploring career pathways
- The college admissions process
- Paying for college
- Soft skills needed to succeed both in college and in a chosen career

Endeavor: STEM Career Exploration

RECOMMENDED GRADE LEVEL: 6-9

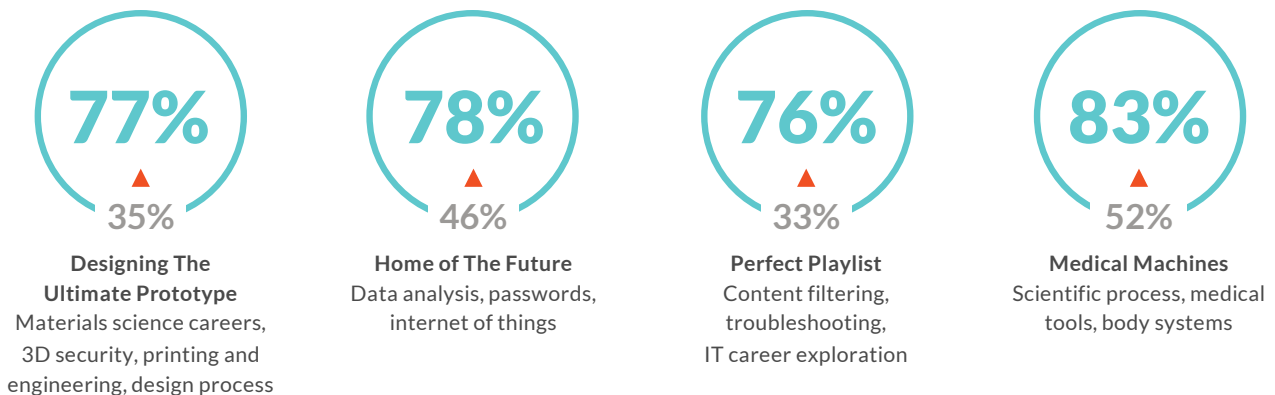
PLACEMENT: STEM, CTE **TIME:** 1.5-2 Hours

Usage	2017-2018	2018-2019
Schools	2,167	3,382
Teachers	2,572	4,087
Students	140,138	220,237

What Your Students Learned

■ Average Pre-Assessment Scores

■ Average Post-Assessment Scores



Student Perspectives – Engaging All Students on STEM

For learners who are already interested in STEM, Endeavor feeds their curiosity by providing real-world context on how they can leverage their skills in a STEM career. For learners who do not self-identify as a “STEM type,” Endeavor piques learners’ interest by highlighting how STEM concepts and careers connect to topics that interest them, contextualizing and supporting classroom learning with real-world examples.

Among this second group of learners, we see that Endeavor effectively engages these students on STEM topics and opens up the possibility of pursuing a STEM career.

Among the 28% of students who said they were not interested in STEM careers:

- **Half** saw a career they were interested in.
- **55%** saw a career they could imagine themselves having.
- **35%** realized they were the type of person who could have a career in STEM.

From national data

Hockey Scholar Science & Math: STEM in Sports

RECOMMENDED GRADE LEVEL: 4-7

PLACEMENT: Math, Science, STEM **TIME:** 3-5 Hours

Usage	Hockey Scholar Math	Hockey Scholar Science
Schools	4762	5,511
Teachers	6647	7,683
Students	211,497	243,607

What Your Students Learned

Average Pre-Assessment Scores
 Average Post-Assessment Scores

Math	Average Pre-Assessment Scores	Change	Average Post-Assessment Scores
Units of measurement and area	47%	▶	85%
Geometric figures and coordinate planes	60%	▶	86%
Patterns and angles	60%	▶	87%
Force and magnitude	37%	▶	80%
Time, distance, and speed	54%	▶	88%
Correlations and graphs	40%	▶	81%
Science	Average Pre-Assessment Scores	Change	Average Post-Assessment Scores
Phases of matter and temperature	46%	▶	87%
Potential and kinetic energy	32%	▶	84%
Mass and speed	45%	▶	81%
Components of body systems	46%	▶	81%
Engineering design	41%	▶	80%
Isolate and control variables	36%	▶	78%

Summer Slugger

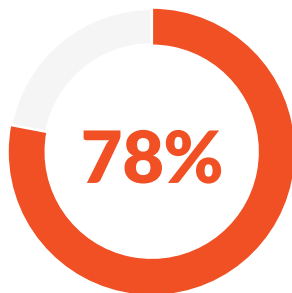
RECOMMENDED GRADE LEVEL: 4-5

PLACEMENT: Math, English **TIME:** 20 minutes per week for 18 weeks over the summer

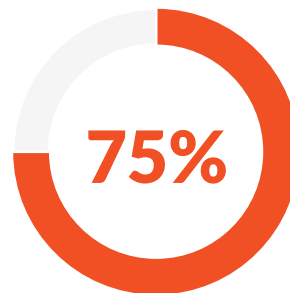
Usage	Summer 2017	Summer 2018
Schools	940	1,138
Teachers	1,269	1,606
Students	39,653	45,996

Helping Parents Stem the Summer Slide

More than eight-in-ten parents (82%) say summer learning loss is a problem for kids. But when it comes to preventing the summer slide, most parents say they need help. Three-quarters of parents say it’s hard to find engaging summer learning for their children and 78% say they wish their child’s school provided more summer learning resources.



Of parents say they wish their child’s school provided more resources around summer learning.



Of parents say it’s hard to find engaging summer learning material for their child.

Results based on a survey of 109 parents whose children were enrolled in Summer Slugger during the 2018 summer.

Selected Course Topics

Math	Literacy
<ul style="list-style-type: none"> Ordering units of measure Place value – rounding Comparing numbers Estimate sum/difference of fractions Identifying equivalent quantities 	<ul style="list-style-type: none"> Spelling Parts of a sentence Sentence correction Phonemes Prefixes, suffixes, & roots

306: African American History

RECOMMENDED GRADE LEVEL: 9-12

PLACEMENT: Social Studies, Civics, U.S. History **TIME:** 2-3 Hours

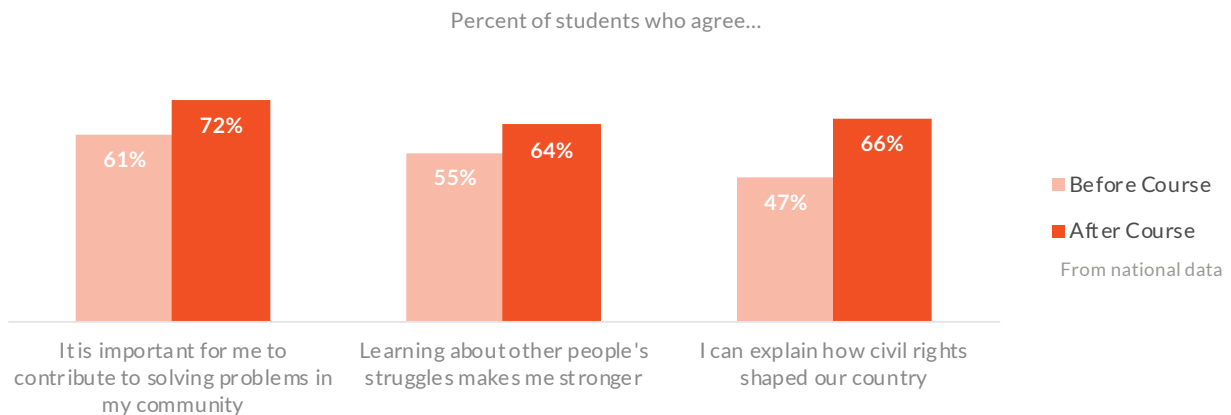
Usage	2017-2018	2018-2019
Schools	581	849
Teachers	677	1,080
Students	34,040	52,147

Selected Topics and Historical Figures Covered

- The Trans-Atlantic Slave Trade
- Emancipation and Reconstruction
- Hiram Revels
- Jim Crow
- The Harlem Renaissance
- The March on Washington for Jobs and Economic Freedom
- Mae Jemison
- The Freedom Riders
- Althea Gibson

Student Perspectives – Reflecting on African-American History

306 – African American History leads students through the stories of leaders and events that changed the fabric of American life. 306 does much more than provide a history lesson, it invites students to interact with the concepts and themes pertinent to the American experience. Students reflect on the lives of African American leaders: their strength, their resilience, and their achievements. We see that through the course, students not only show an improvement in their knowledge around civil rights, but an increased sense of their own civic duty.



AlcoholEdu for High School

RECOMMENDED GRADE LEVEL: 9-12

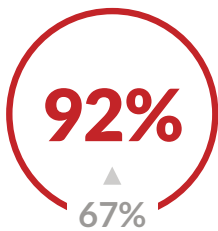
PLACEMENT: Health, Physical Education **TIME:** 2-3 Hours

Usage	2017-2018	2018-2019
Schools	670	1,311
Teachers	943	1,789
Students	58,107	106,587

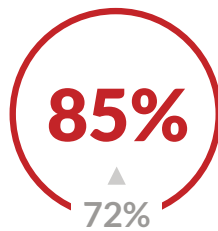
What students learned in AlcoholEdu

■ Average Pre-Assessment Scores

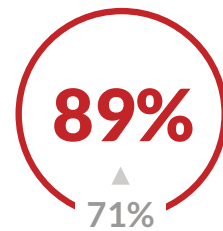
■ Average Post-Assessment Scores



Know Your Influences
Myths about alcohol, advertising's influence on attitudes and behaviors



Brain & Body
Parts of the brain and body affected by alcohol use, personal background risks for drinking-related problems



Smart Decisions
Internal and external factors that impact decision-making, peer pressure, strategies for staying safe

Student Perspectives – Top Reasons for Drinking or Abstaining

Percent of students saying ___ is an 'important' or 'very important' reason for drinking



■ Reason for drinking

Percent of students saying ___ is an 'important' or 'very important' reason not to drink



■ Reason for not drinking

From national data

Prescription Drug Safety

RECOMMENDED GRADE LEVEL: 9-12

PLACEMENT: Health, Physical Education **TIME:** 45 minutes

Usage	2017-2018	2018-2019
Schools	792	2,137
Teachers	1,099	2,792
Students	55,751	147,988

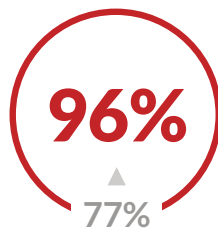
What your students learned

■ Average Pre-Assessment Scores

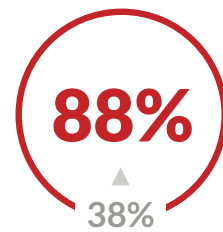
■ Average Post-Assessment Scores



Science of Addiction
Influence of drugs on the brain, withdrawal, tolerance



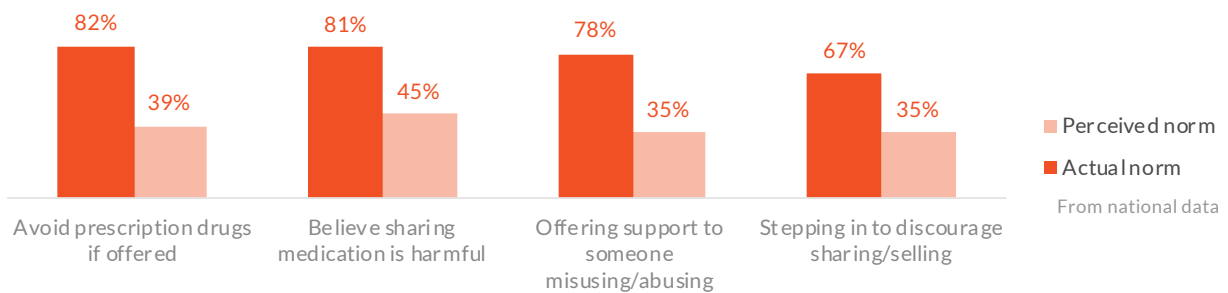
Understanding Prescriptions
Reading labels accurately, appropriately storing and disposing Rx drugs



Supporting a Friend
Recognizing misuse and abuse, signs of an overdose, bystander intervention

Student Perspectives – Activating Students to Create Healthy Communities

Perceptions of social norms are highly prone to error: students tend to overestimate the extent to which their peers endorse negative behaviors and underestimate the extent of endorsement of positive behaviors. This misperception can act as a barrier to action, as individuals tend to avoid engaging in behaviors that they feel would not be endorsed by others around them. Closing the gap between actual and perceived norms creates healthier school communities in which students feel empowered to speak up, take action, and protect their classmates.



Healthier Me: Nutrition & Wellness

RECOMMENDED GRADE LEVEL: 1-4 & 6-8

PLACEMENT: Health, Physical Education **TIME:** 20-25 minutes

Usage	2017-2018	2018-2019
Schools	922	2,103
Teachers	1,087	2,800
Students	43,295	107,273

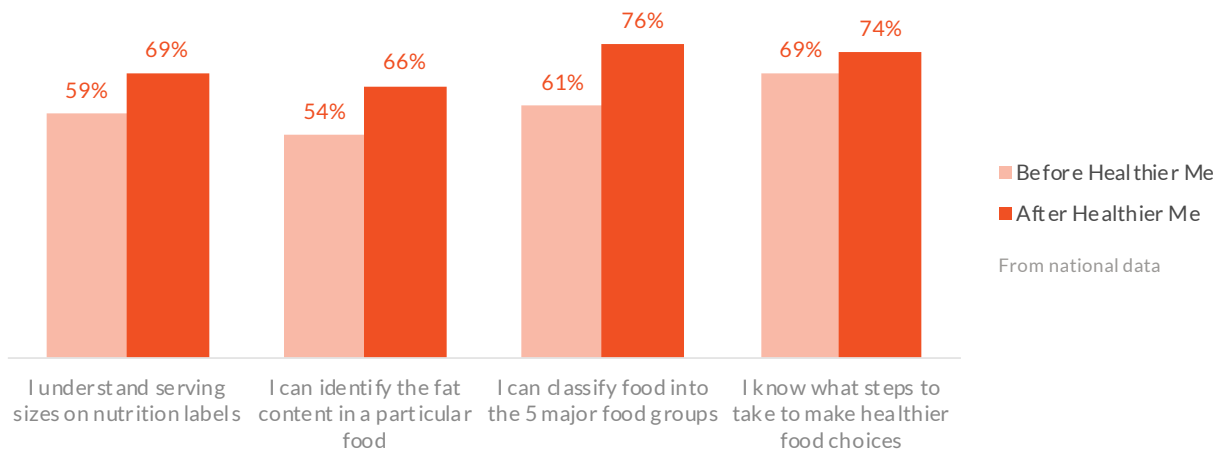
What your students learned

■ Average Pre-Assessment Scores

■ Average Post-Assessment Scores



Student Perspectives – Increased Understanding of Healthy Behaviors



Professional Development Opportunities

EVERFI is here to help educators reach their goals--whether it is through earning a professional micro-credential, joining a community to collaborate and grow with, or participating in a webinar hosted by leading subject matter experts.

On-Demand Webinars



Financial Education

Teacher Trends: Financial Education and Career Readiness

While college or a career might seem eons away to a middle school student, it's closer than they might think. Hear directly from educators who use FutureSmart as we explore teacher trends in preparing middle school students for a financially secure future.



SEL

Beyond Bullying: Strategies to Improve School Culture

Dr. Deborah Temkin, an expert in school-based bullying prevention, and middle school educator, Jenny Watson, lead a deep dive into evidence-based strategies for helping students grow their resilience and build strong connections with others.



SEL

Kickstarting a Compassionate Classroom

Principal Kristen Gracia and veteran teacher Karen Clancy share insights into applied social & emotional learning and point attendees to a wealth of resources to support their journey towards a more inclusive school community.



Substance Abuse & Prevention

Empowering High School Students with Voice and Choice

Experts with Walmart Pharmacy, Rise Above Colorado, and the FBI join EVERFI to explore the current landscape of prevention education, the science of addiction, and resources for bringing prevention education to your high school students.



Mental Wellness and SEL

Mental Wellness Strategies for Students and Teachers

Ross Szabo, award-winning mental health advocate, and Michelle Sircy, Counselor Specialist with Jefferson County Public Schools (KY), offer a deep dive into best practices for fostering mental wellness in your classroom and life.

everfi.com/k-12-webinars

Professional Development Opportunities



Professional Learning



Certified Teacher Program

All EVERFI teachers can now earn a micro-credential in facilitating high-quality blended learning experiences to teach real-world skills. Teachers demonstrate how to effectively implement EVERFI's digital tools and become edtech leaders in their school, district and community.

everfi.com/program/certified-teacher/



Teacher Ambassador Program

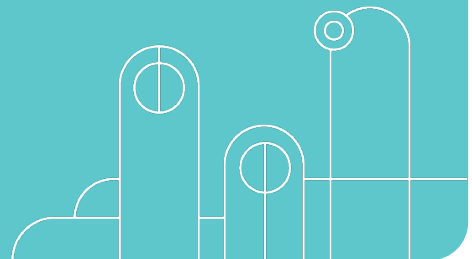
EVERFI's Teacher Ambassador Program gives teachers the opportunity to influence the world of teaching and learning with educational technology.

everfi.com/program/teacher-ambassador/

As an added benefit, EVERFI districts receive an implementation manager who works in your region to provide free in-person professional development and support for your teachers.

WE'RE HAPPY TO JOIN YOU FOR:

- Professional Development Days
- PLCs
- Before/After School and Planning Periods
- Virtual Training Sessions



Updated K12 Product Offerings

We're thrilled to announce updated content for two of our most popular offerings in the 2019-2020 school year as well as a new College & Career Readiness resource.

Updated for 2019-2020



Ignition: Digital Wellness & Safety

Grades 6-8

Connections and Community, Safety and Privacy, Screen Time vs. Offline Time, Technology and Data, Rights and Literacy, and Evaluating Content



EVERFI: High School Financial Literacy

Grades 9-12

Banking Basics, Employment and Income, Budgeting, Consumer Skills, Credit and Debt, Financing Higher Education, and Insurance



Keys To Your Future

Grades 9-12

Goal Setting, Academic Preparation, College Applications, Career Development, & more

Our Schools Implementation Team's sole focus is training and supporting teachers so your district gets the most out of EVERFI resources.

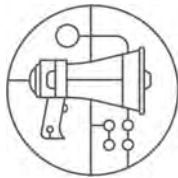
everfi.com/k-12

What Other Districts Are Doing

Top 5 Districts Using in The North American Network

1. Chicago Public Schools
2. New York City Department of Education
3. Clark County School District
4. Miami-Dade County Public Schools
5. Charlotte-Mecklenburg Schools

Take Action in Your District – visit districts.everfi.com for more resources.



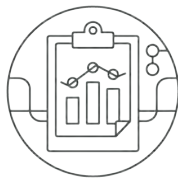
Implementation Materials

Access ready-made resource descriptions, implementation quick start guides, registration decks and internal promotional emails to help teachers get started easily.



Community Materials

Explore a library of social media toolkits, press release templates, and timely events that help you share and celebrate student success stories.



Research

EVERFI offers unparalleled insight into the world of education technology. Explore K-12 insights and stay up-to-date on the latest thought leadership around EVERFI's K-12 instructional resources.



Beyond the Courses

Beyond digital lessons, EVERFI is here to help you reach your goals. Earn a professional micro-credential, introduce students to scholarship opportunities, or join a community to collaborate and grow with.

To learn more, visit everfi.com/k-12.